

The Keppel logo features the word "Keppel" in a bold, black, sans-serif font. A red diagonal line is positioned above the letter 'e'. The logo is set against a semi-transparent grey rectangular background.

**Keppel**

# 1Q 2024 Business Update

25 April 2024



# 1Q24 performance update



**Net profit was higher yoy<sup>i</sup>**, excluding effects of legacy O&M assets<sup>ii</sup>, bolstered by stronger Infrastructure and Connectivity performance

Including effects of legacy O&M assets, net profit was lower yoy



**51% growth in recurring income yoy** driven by stronger contributions from asset mgmt. and operating income



**Revenue** was \$1.5b, comparable to \$1.6b for 1Q23<sup>i</sup>



**Net gearing** was 0.90x as at end-Mar 2024, unchanged from end-2023



**Competitive cost of funds:**

As at end-Mar 2024, 64% of our borrowings<sup>iii</sup> were on fixed rates, with average cost of funds of 3.81% and weighted tenor of ~3 years

<sup>i</sup> 1Q23 net profit and revenue refer to that of continuing operations

<sup>ii</sup> Effects of legacy offshore & marine (O&M) assets comprise the P&L effects from Seatrium shares, financing cost relating to the Vendor Notes and contributions from stakes in Floatel and Dyna-Mac

<sup>iii</sup> Includes perpetual securities. For reference, the SGD 3-year swap rate was 3.07% as at end-Mar 2024

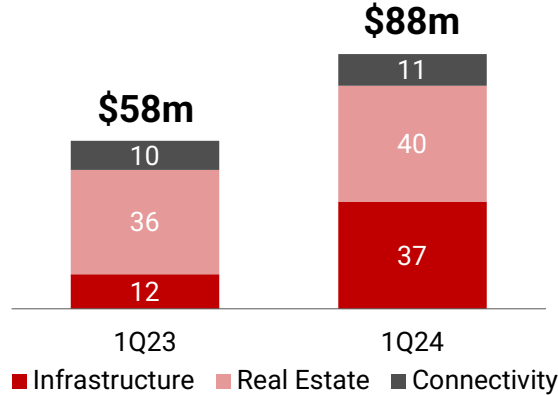
# Growing momentum in fund management and investments

Received last clearance required from European regulator to close strategic acquisition of initial 50% stake in Aermont Capital S.à.r.l.; completion targeted by end-Apr 2024.

## Asset management fees<sup>i</sup> in 1Q24

# \$88m

52% higher yoy, driven by stronger performance across all segments, including higher performance fees from KIT



Equity raised  
in YTD 2024

# \$436m

Acquisitions and  
divestments in YTD 2024

# \$1.1b

Assets and M&A  
deals being pursued

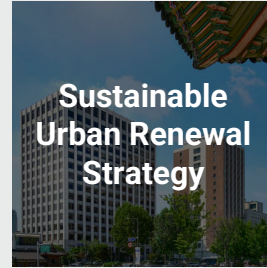
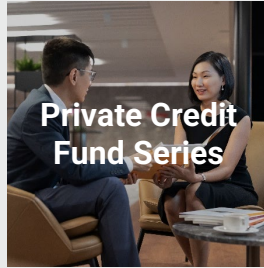
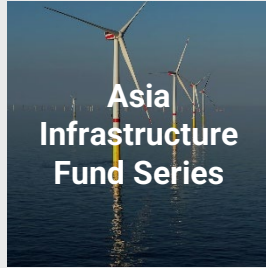
# >\$14b



# Fueling organic growth through flagship funds

Presently, we have 19 active private funds and plan to launch 3 new funds for data centres, education assets and private credit in 2024.

## Providing investors with diverse fund products and strategies



- Achieved first close for Keppel Sustainable Urban Renewal Fund in Apr 2024

- Keppel Core Infrastructure Fund continues to receive good investor interest

- Partnering Mitsui Fudosan on data centre opportunities in Japan and Southeast Asia



# Robust operating platform

## Expanding energy portfolio and long-term contracts

- Hydrogen-ready Keppel Sakra Cogen Plant was 51% completed as at end-Mar 2024
- 10-year extensions of Capacity Tolling Agreement and Operations & Maintenance (O&M) services contract for KMC power plant approved by Keppel shareholders and KIT unitholders
- Extension of O&M services for Senoko WTE Plant for 3+1 years

## Transforming real estate earnings streams

- Real Estate-as-a-Service: Implementing SUR initiatives across nine projects with combined asset value of \$7.9b<sup>i</sup>

## Building traction for digital infrastructure and solutions

- Keppel DC Singapore 8 fully leased out; Shanghai Data Centre achieved RFS in 1Q24
- Working towards FID for floating DC module in 1H24
- Bifrost Cable System: Progressing well with main trunk targeted to be ready for service by end-2024
- M1's enterprise revenue grew 17% yoy in 1Q24 and made up 41% of M1's total revenue



# Driving capital-efficient growth through asset-light model

Focused on achieving \$10-\$12b in asset monetisation by end-2026

**Asset monetisation announced since Oct 2020**

**>\$5.5b**

Includes ~\$170m in YTD 2024, mainly from the proposed divestment of a residential project in Wuxi, China<sup>i</sup>

**Cash payment received from Asset Co in 1Q24**

**\$71.3m**

<sup>i</sup> Proposed divestment is subject to completion/relevant approvals



With an **established track record** as an asset manager and the **deep domain knowledge** of an operator, Keppel is a **preferred partner** to our LPs.

As we grow our recurring income and achieve our FUM and monetisation targets, Keppel aims to continue **delivering superior returns to our shareholders.**

MSCI  
ESG RATINGS



CCC B BB BBB A AA **AAA**

Member of

**Dow Jones  
Sustainability Indices**

Powered by the S&P Global CSA

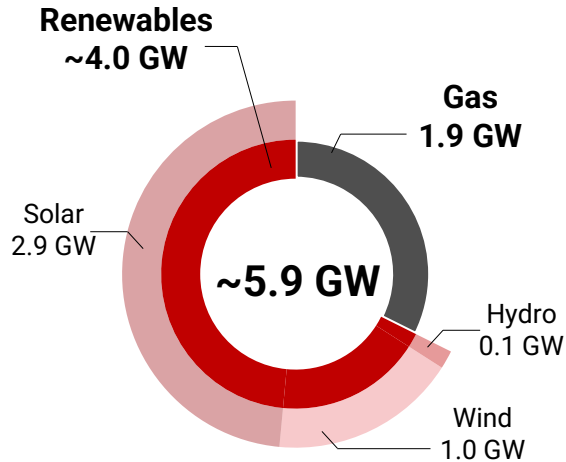


# Appendix



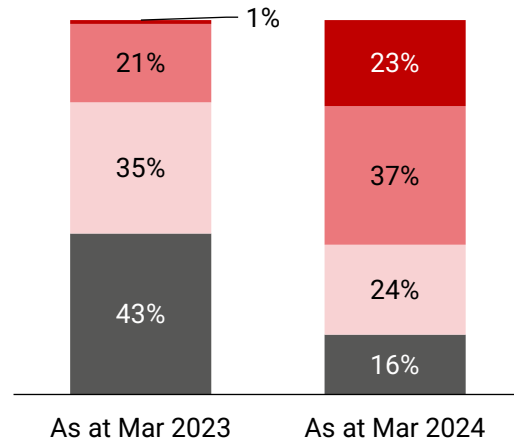
# Infrastructure Division updates

## Energy portfolio<sup>i</sup>



## Robust portfolio mix<sup>ii</sup>

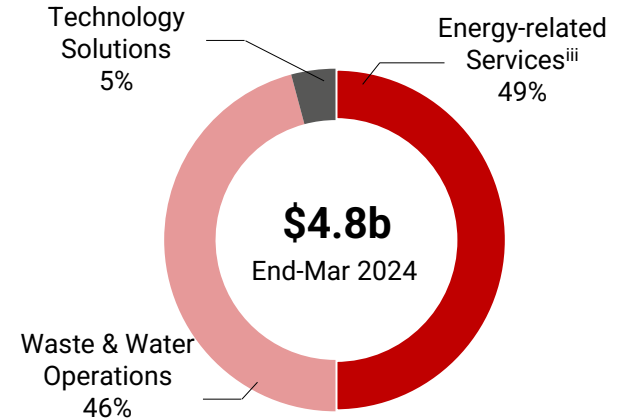
**60%** of our contracted generation capacity was locked in for 3 years and above as at end-Mar 2024



■ <1 year ■ 1-3 years ■ 3-10 years ■ >10 years

## Long-term solutions & services

**\$4.8b** of solutions and services to be delivered over 10-15 years, building up steady cashflows



<sup>i</sup> On a gross basis and includes projects under development; 63% of capacity is operational while 37% under development.

<sup>ii</sup> Based on Keppel's existing generation capacity

<sup>iii</sup> Includes EaaS contracts

# Real Estate Division updates

As at 31 Mar 2024

## Residential landbank

Location	Units	%
Singapore	162	1%
China	16,281	44%
Vietnam	8,227	22%
Indonesia	7,145	19%
India	5,099	14%
<b>TOTAL</b>	<b>36,914</b>	<b>100%</b>

## Commercial portfolio

Location	GFA (sm)	%
Singapore	87,510	6%
China	536,340	36%
Vietnam	401,210	27%
Indonesia	153,800	10%
India	174,030	12%
South Korea	31,400	2%
Other SEA countries	103,100	7%
<b>TOTAL</b>	<b>1,487,390</b>	<b>100%</b>

# Data Centres & Networks Division updates

As at 31 Mar 2024

Data centre portfolio	Owned by Keppel DC REIT	Owned by Keppel & private funds
Geographical presence	Asia Pacific, Europe	Asia Pacific, Europe
No of assets	23	8
Attributable lettable area	3,065,989 sq ft	1,500,900 sq ft
Valuation	\$3.6b	\$1.3b

# M1 updates

Revenue (\$'m)	1Q23	1Q24
Consumer <sup>i</sup>	188	177
Enterprise	107	125
<b>TOTAL</b>	<b>295</b>	<b>302</b>

Customers ('000)	31 Mar 2023	31 Mar 2024
Postpaid	1,909	1,943
Prepaid	353	326
Fibre broadband	239	241
<b>TOTAL</b>	<b>2,501</b>	<b>2,511</b>

# Vision 2030 asset monetisation

Announced since the start of asset monetisation programme in Oct 2020

Period	Value unlocked (\$m)
2020	1,238.4
2021	1,666.2
2022	1,514.9
2023	947.4
YTD 2024	169.9
<b>TOTAL</b>	<b>5,536.8</b>



Asset	Country	Value unlocked (\$m)
50 million Dyna-Mac warrants	Singapore	4.3
25% stake in a joint venture that provides O&M services to the Guangzhou Baiyun International Airport	China	4.0
Residential project in Wuxi <sup>i</sup>	China	161.6
<b>YTD 2024</b>		<b>169.9</b>

# Disclaimer

NOT FOR RELEASE, PUBLICATION OR DISTRIBUTION, IN WHOLE OR IN PART, IN, INTO OR FROM ANY JURISDICTION WHERE TO DO SO WOULD CONSTITUTE A VIOLATION OF THE RELEVANT LAWS OF THAT JURISDICTION. THIS PRESENTATION SHALL NOT CONSTITUTE AN OFFER TO SELL OR A SOLICITATION OF AN OFFER TO SELL, SUBSCRIBE FOR OR BUY SECURITIES IN ANY JURISDICTION, INCLUDING IN THE UNITED STATES.

*This presentation is for information purposes only and does not have regard to your specific investment objectives, financial situation or your particular needs. Any information in this presentation is not to be construed as investment or financial advice and does not constitute an invitation, offer or solicitation of any offer to acquire, purchase or subscribe for securities or other financial instruments in Keppel Ltd. ("Keppel"). The past performance of Keppel is not indicative of the future performance of Keppel. You should exercise judgment in your own financial decisions. If in doubt, please consult with your professional advisers.*

*Unless explicitly indicated otherwise, all monetary values denoted as '\$' within this presentation are to be interpreted as referring to Singapore dollars.*